



Rotational Power Loss Tester



- **System Description:**

A rotational power loss tester (RPT) with a set of 4 yokes with primary windings is used to magnetise 60 mm x 60 mm samples at two dimensional AC field. A magnetising yoke system is used to generate a magnetic field in any needed direction. By changing the phase shift between two magnetising axes the system induces a rotating flux density vector B within the sample. This flux is measured by two crossing secondary coils wound between the drilled holes in the sample.

- **Magnetization Conditions**


- Sinusoidal flux density
Frequency range: 10 Hz - 5 kHz
Peak of flux density up to 2 T
- Axial, Rotational and Ellipsoid magnetisation

- **Sample Type:**

- Silicon Iron Electrical Steel with thickness of 0.2 - 0.5 mm
- Sample size 60mm x 60mm

- **Additional Sensors**

- Set of Hcoils



RPT under Stress (at development stage)

